



# UHERO

THE ECONOMIC RESEARCH ORGANIZATION  
AT THE UNIVERSITY OF HAWAII

## Hawaii Select Committee Update

Dr. Carl Bonham  
Executive Director, UHERO

July 13, 2020

# Continuing unemployment claims are stable for now

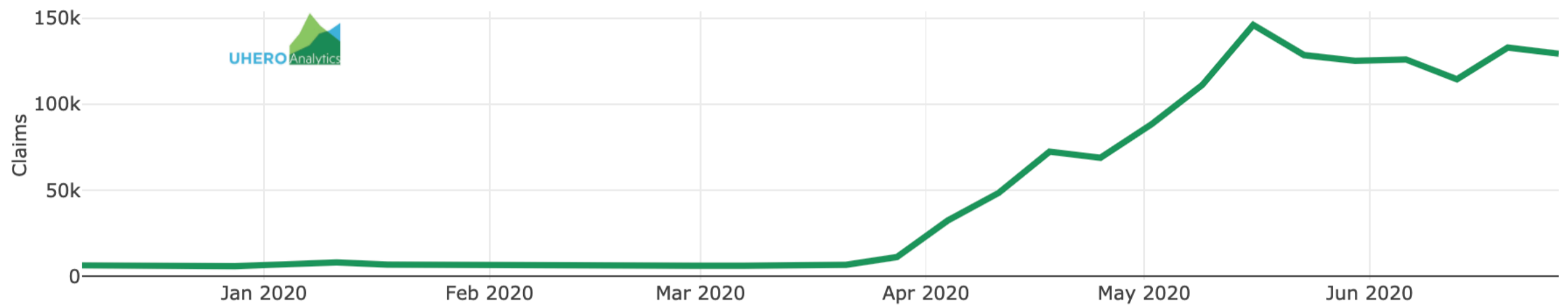
Hawai'i High Frequency Economic Data



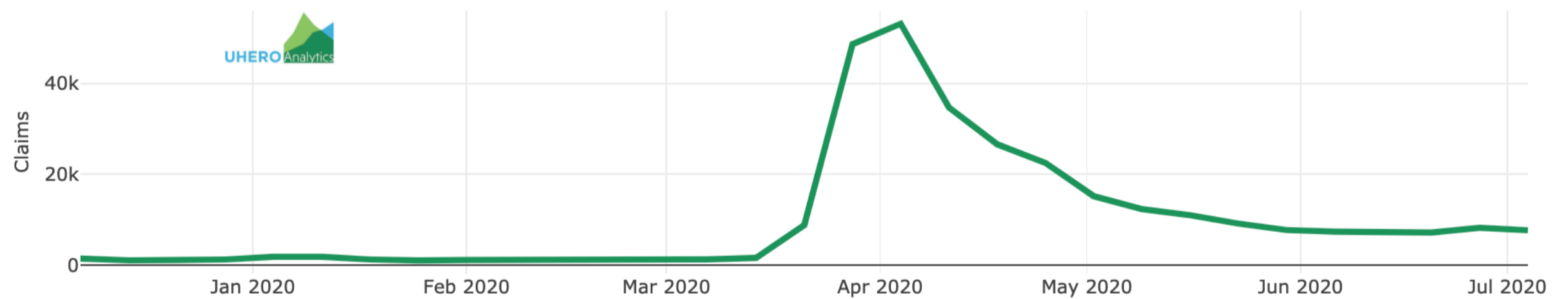
- COVID-19 Cases
- Unemployment Claims
- Area: State
- Bankruptcies
- Job Postings
- Passenger Count
- Google Mobility Trends
- Small Business Activity
- Open Table Restaurant Activity



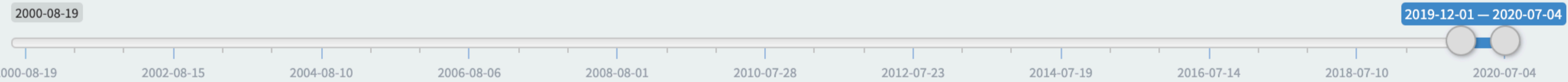
### Continuing Unemployment Insurance Claims State of Hawai'i



### Weekly Initial Unemployment Insurance Claims State of Hawai'i



Select Date Range:



Download Data

Source: Hawai'i Department of Labor and Industrial Relations and UHERO.

Source: <http://uheroanalytics.shinyapps.io/highfrequency/>

July 13, 2020

WWW.UHERO.HAWAII.EDU

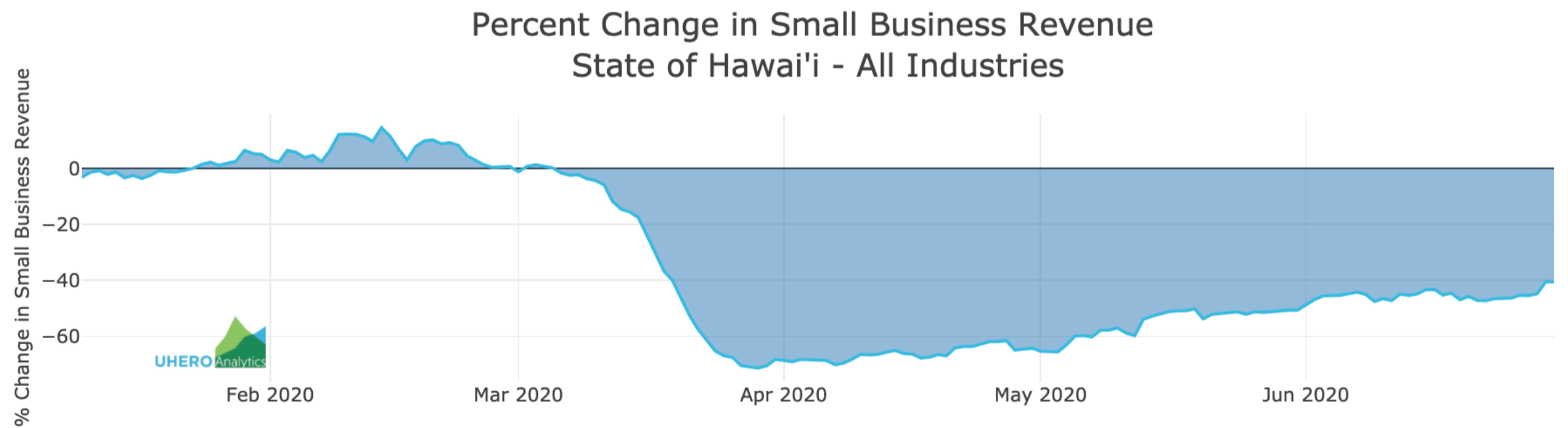
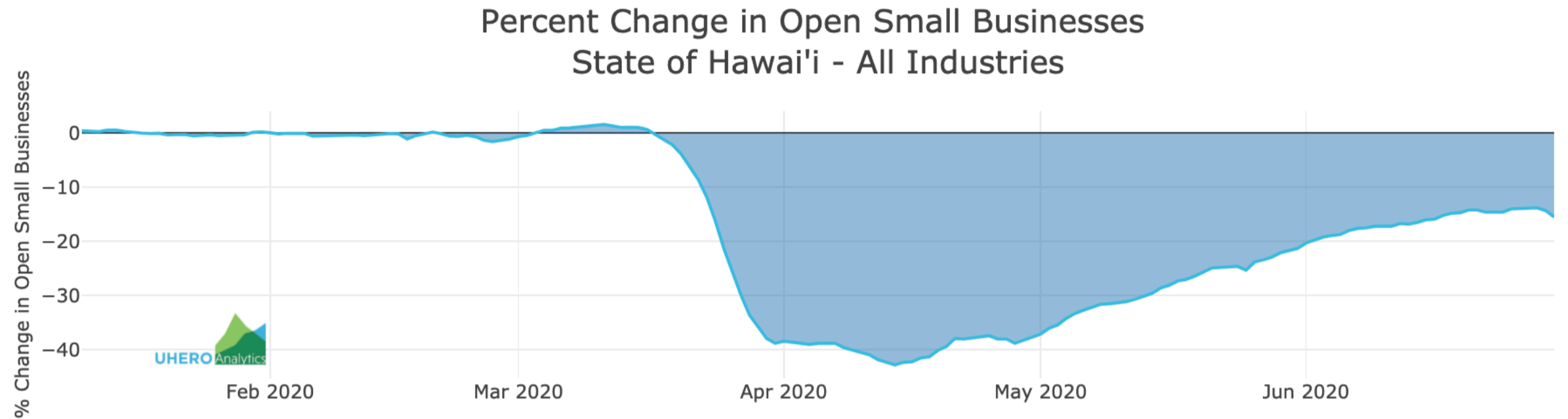
UHERO

# Share of businesses open grows, revenues still very weak

Hawai'i High Frequency Economic Data



- COVID-19 Cases
- Unemployment Claims
- Bankruptcies
- Job Postings
- Passenger Count
- Google Mobility Trends
- Small Business Activity
- Area and Industry
- State
- Open Table Restaurant Activity



Select Date Range:

2020-01-10 2020-06-30

2020-01-10 2020-01-28 2020-02-15 2020-03-04 2020-03-22 2020-04-09 2020-04-27 2020-05-15 2020-06-02 2020-06-20 2020-06-30

Data is collected by Womply, a firm that aggregates credit card transaction information from businesses. The data set is made available through the Opportunity Insights project.

[Data source can be found here.](#)

Download Data

Source: <http://uheroanalytics.shinyapps.io/highfrequency/>

July 13, 2020

WWW.UHERO.HAWAII.EDU



# Rising case counts threatens economic recovery

Hawai'i High Frequency Economic Data



COVID-19 Cases

Area:

State

Unemployment Claims

Bankruptcies

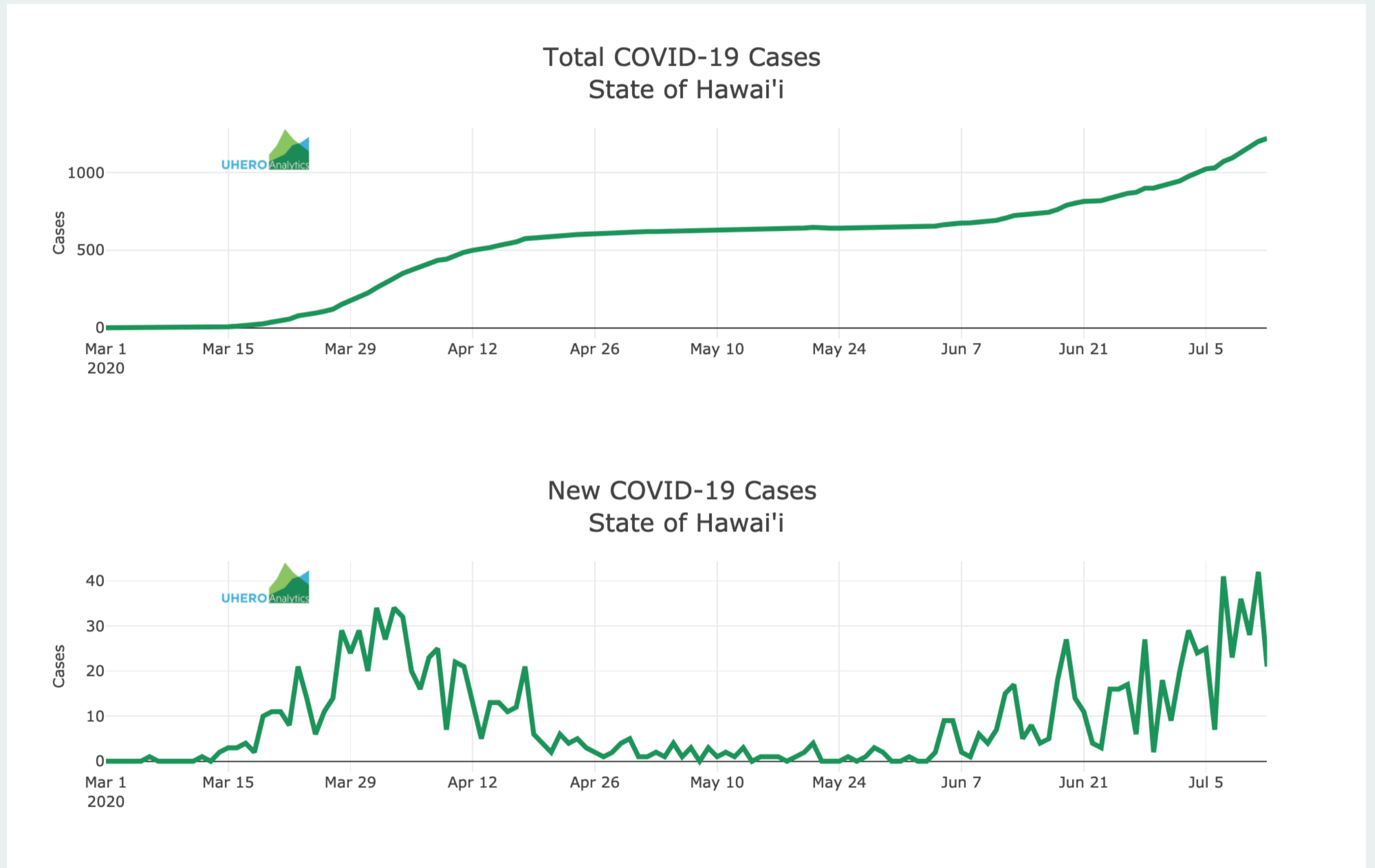
Job Postings

Passenger Count

Google Mobility Trends

Small Business Activity

Open Table Restaurant Activity



Select Date Range:

2020-03-01

2020-07-12

2020-03-01 2020-03-15 2020-03-29 2020-04-12 2020-04-26 2020-05-10 2020-05-24 2020-06-07 2020-06-21 2020-07-05 2020-07-12

Download Data

Source: Hawai'i Covid Charts, Hawai'i State Department of Health and UHERO.

Source: <http://uheroanalytics.shinyapps.io/highfrequency/>

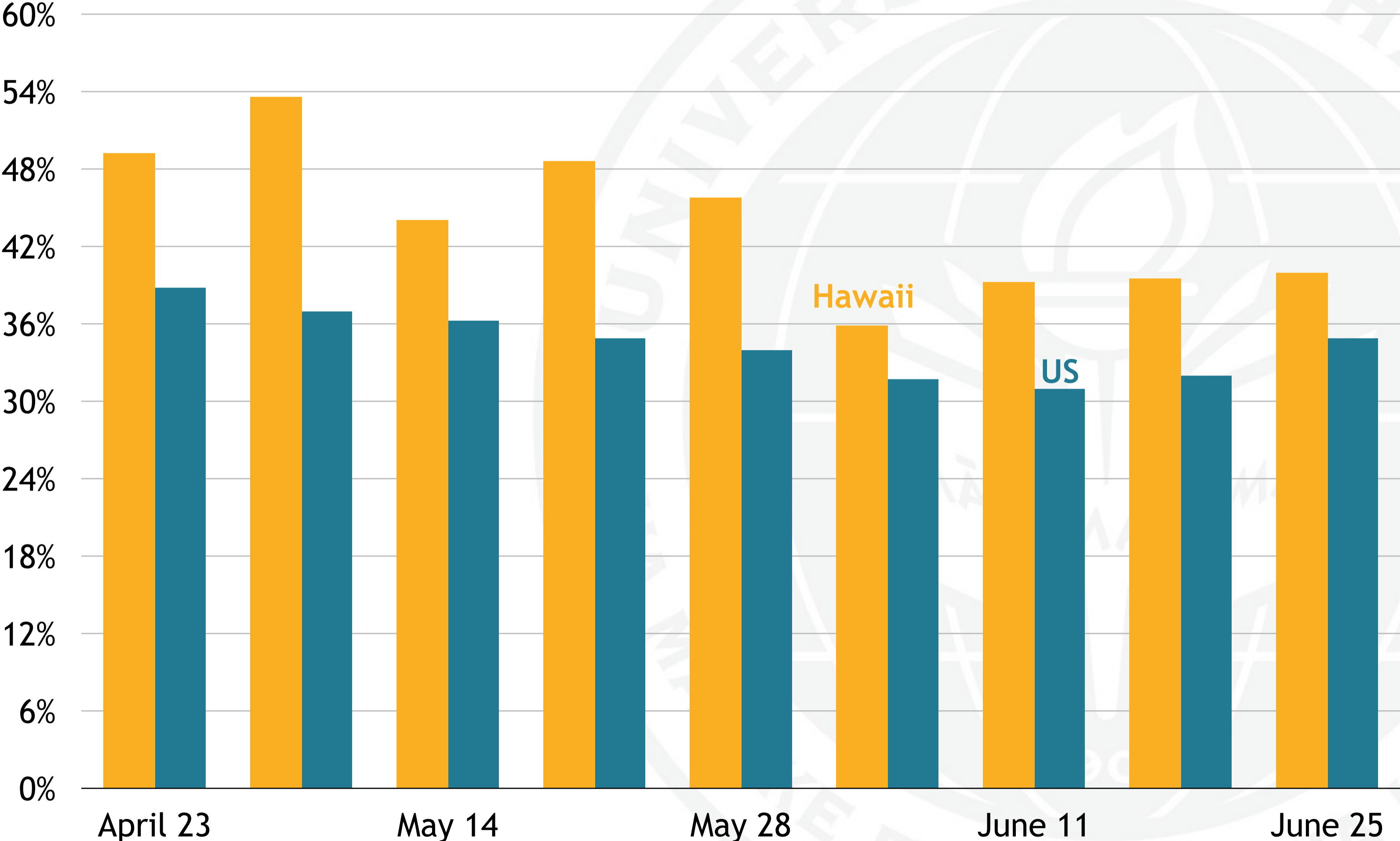
July 13, 2020

WWW.UHERO.HAWAII.EDU

UHERO

# Pessimism about employment income is rising again

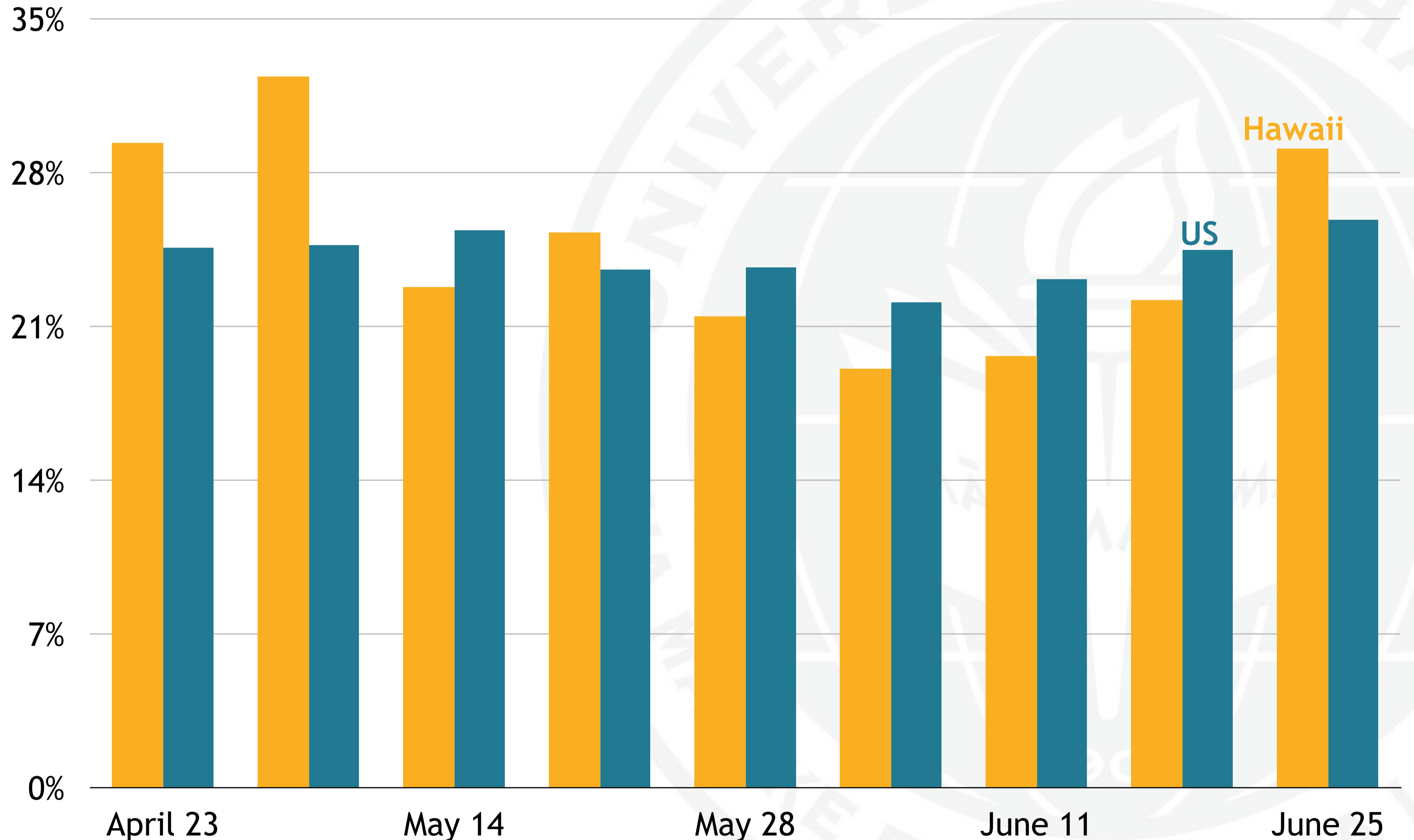
Percentage of adults who expect someone in their household to have a loss in employment income in the next 4 weeks.



Source: US Census Bureau — <https://www.census.gov/programs-surveys/household-pulse-survey.html>

# Housing insecurity is on the rise

% of adults that missed last payment, or who have slight or no confidence that their household can make next months payment on time



Source: US Census Bureau — <https://www.census.gov/programs-surveys/household-pulse-survey.html>

UHERO BLOG

# Estimating the Need for Rental Assistance in Hawaii

Renters in Hawaii are at significant risk due to the economic downturn. Roughly 40% of all households in Hawaii rent their homes.

READ MORE

Brief

How Can the State Government Restore Fiscal Balance?

Blog

Estimating the Need for Rental Assistance in Hawaii

Blog

Early UI Data Reveals Differential Impacts of the Economic Shutdown

Brief

Prevention of Travel-related Reintroduction of COVID-19 Infection in the State of Hawaii

Blog

Multipliers and the effectiveness of government policies

